

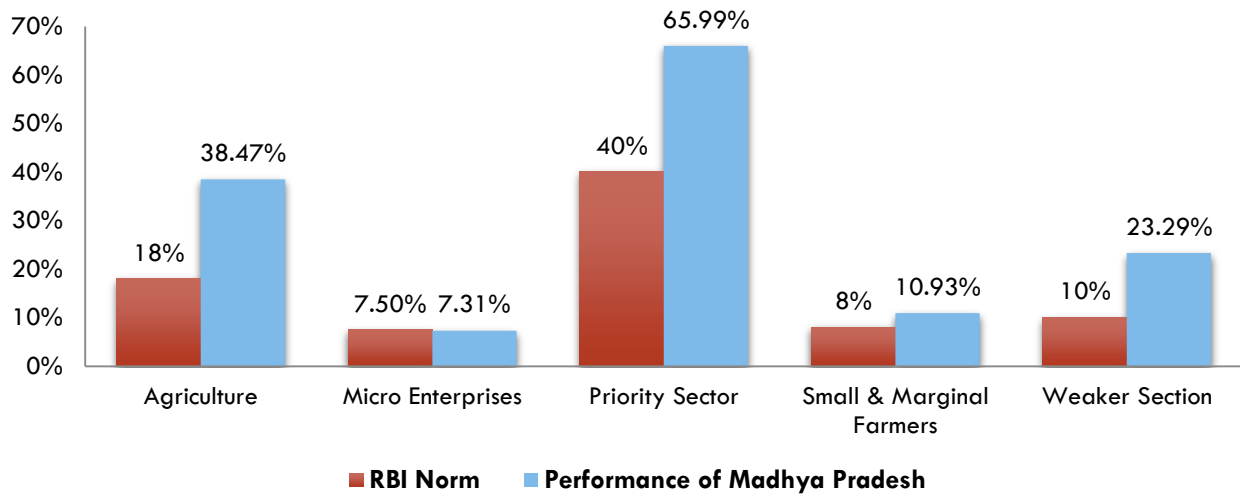
## KEY BANKING PARAMETERS OF THE STATE AS ON 31.03.2017 VIS-À-VIS 31.03.2016

Outstanding amount in crores

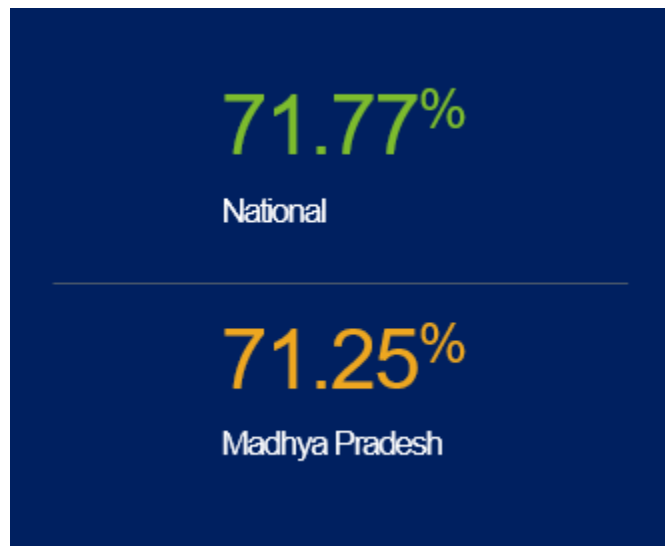
Sr.	Parameters	Mar-16	Mar-17	Y-o-Y variation	Variation % in 2016-17	Variation % in 2015-16
1	Total number of Branches	7129	<b>7218</b>	89	1.25	2.53
2	Total number of ATMs	8929	<b>9284</b>	355	3.98	6.91
3	<b>Credit Deposit Ratio</b>	<b>73.40</b>	<b>71.25</b>	<b>-2.15</b>	<b>-2.15</b>	<b>9.38</b>
4	Total Deposits	303070	<b>336950</b>	33880	11.18	3.02
5	<b>Total Advances</b>	<b>222442</b>	<b>240064</b>	<b>17622</b>	<b>7.92</b>	<b>18.11</b>
6	<b>Total Business [4+5]</b>	<b>525512</b>	<b>577014</b>	<b>51502</b>	<b>9.80</b>	<b>8.91</b>
7	Agriculture advances	81921	<b>92362</b>	10441	12.75	33.53
8	Crop Loans out of total agriculture	50513	<b>52733</b>	2220	4.39	
9	<b>% of Agriculture advances to Total advances [RBI Norm: 18%]</b>	<b>36.83</b>	<b>38.47</b>	<b>1.65</b>	<b>1.65</b>	<b>4.25</b>
10	MSME	30082	<b>40887</b>	10805	35.92	13.48
11	<b>% of credit of Micro Enterprises to Total advances [RBI Norm: 7.5%]</b>		<b>7.31</b>			
12	Export Credit	673	<b>148</b>	-525	-78.01	
13	Education	1741	<b>2018</b>	277	15.91	
14	Housing	17190	<b>19363</b>	2173	12.64	
15	Social Infrastructure	243	<b>141</b>	-102	-41.98	
16	Renewable Energy	72	<b>675</b>	603	837.50	
17	Others	3831	<b>2823</b>	-1008	-26.31	-81.40
18	<b>Total Priority Sector Advances [7+10+12+13+14+15+16+17]</b>	<b>135753</b>	<b>158417</b>	<b>22664</b>	<b>16.70</b>	<b>25.17</b>
19	<b>% of Priority Sector advances to Total advances [RBI Norm: 40%]</b>	<b>61.03</b>	<b>65.99</b>	<b>4.96</b>	<b>4.96</b>	<b>3.44</b>
20	<b>Total Non-Priority Sector Advances</b>	86689	<b>81647</b>	-5042	-5.82	8.53
21	Advances to small & marginal farmers	25379	<b>26242</b>	863	3.40	
22	<b>% of advances to small &amp; marginal farmers to total advances [RBI Norm: 8% by Mar-17]</b>	<b>11.41</b>	<b>10.93</b>	<b>-0.48</b>	<b>-0.48</b>	
23	Total NPA	12712	<b>16445</b>	3733	29.37	66.08
24	<b>% of NPA to total advances</b>	<b>5.71</b>	<b>6.85</b>	<b>1.14</b>	<b>1.14</b>	<b>1.65</b>
25	Advances to Weaker Sections	37816	<b>55917</b>	18101	47.87	46.52
26	<b>% of advances to Weaker Sections to total Advances [RBI Norm: 10%]</b>	<b>17.00</b>	<b>23.29</b>	<b>6.29</b>	<b>6.29</b>	<b>3.30</b>

## PERFORMANCE OF BANKS VIS-À-VIS STIPULATED NORMS OF RBI

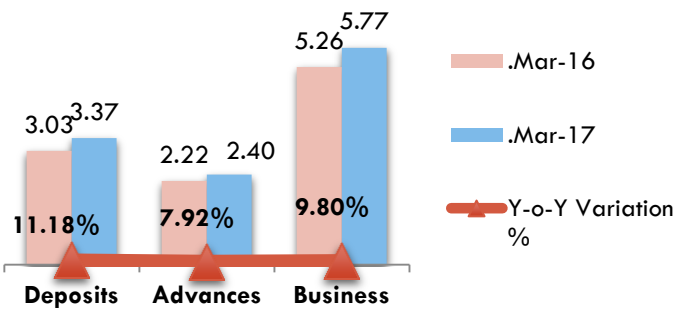
As on 31.03.2017



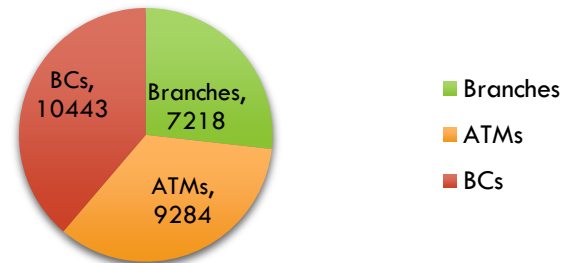
## CREDIT DEPOSIT RATIO AS ON 31.03.2017



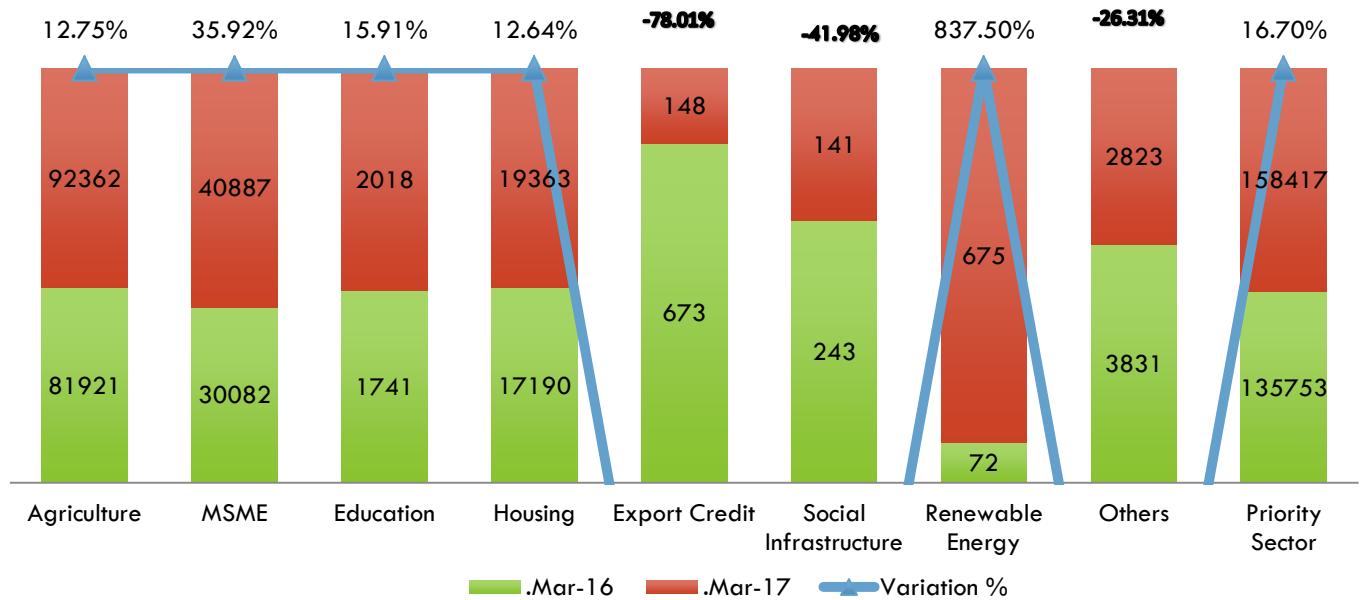
**Deposits, Advances & total Business amount in lac crores  
Mar-2016 vis-a-vis Mar-2017**



**Position of no. of Branches, ATMs & Business Correspondents as on 31.03.2017**



**Balance Outstanding 31.03.2016 vis-à-vis 31.03.2017  
Rs.in crores**



Bank wise performance is shown in Table no. 4, 5, 6 & 8